

Histone H3S10pK14ac, synthetic

25 µg

Catalog number: AH3-3002

Almac Peptide and Protein Technologies

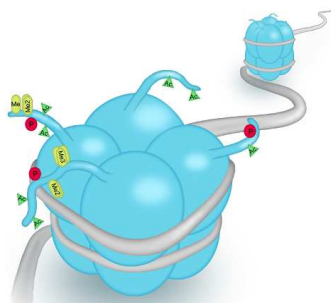
Chemokines

Custom Peptides

Site-Specific protein labelling

Modified Histones

Ubiquitylated peptides



Background

Histones are globular proteins that are subject to a wide variety of post-translational modifications^{1,2}. These histone modifications, which occur predominantly on the unstructured N-terminal tails, form an epigenetic code central in the regulation of regular and disease-specific cellular processes, in particular DNA replication, repair and transcription^{3,4}.

Our synthetic modified histones correspond exactly to the sequences of the natural modified Histones, containing no amino acid replacements or residue analogs, and can be used in a variety of applications, such as substrates for specific histone modification enzymes, protein binding assays and the generation of chromatin preparations.

¹ Strahl B *et al.*, 2000, Nature 403, 41; ² Rando O, 2007, Curr Opin Genet Dev 17, 94; ³ Martin C *et al.*, 2005, Nat Rev Mol Cell Biol 6, 838; ⁴ Biancotto C *et al.*, 2010, Adv Genet 70, 341

Product Information

Sequence:

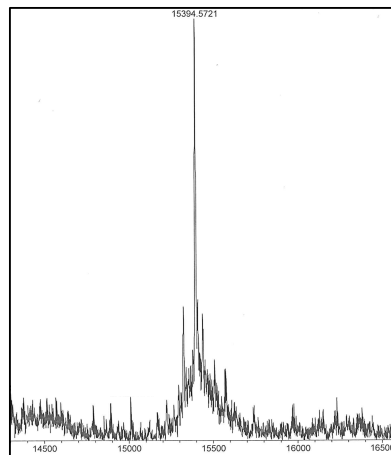
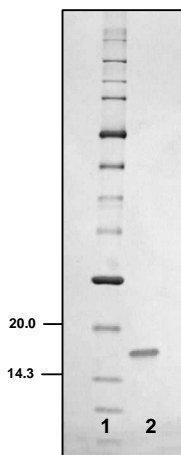
ARTKQTARK**S(p)** TGGK**(Ac)**APRKQL ATKAARKSAP
ATGGVKKPHR YRPGTVALRE IRRYQKSTEL LIRKLPFQRL
VREIAQDFKT DLRFSQSSAVM ALQEACEAYL VGLFEDTNLC
AIHAKRVTIM PKDIQLARRI RGERA

Purity:

>95% by Coomassie-stained SDS-PAGE under reducing conditions

Determined Mass:

15 394.6 Da



Synthetic
H3S10pK14ac
analysed by SDS-
PAGE (lane 1 MW
marker; lane 2
H3S10pK14ac).
Product mass
determined by ESI-TOF
mass spectrometry
(expected mass
15 394.9 Da)

Formulation / Appearance:

White powder, lyophilized.
Protein content determined by Bradford assay.

Preparation and Storage

Reconstitution / Storage:

It is recommended that unopened vials are stored at -20 °C to -70 °C for periods of up to 12 months. Avoid repeat freeze-thaw cycles.

Centrifuge vials prior to opening.

Reconstitute in water or a suitable buffer for your assay.

Not fully tested. For research use only. Not for use in human diagnostic or therapeutic procedures.